



## AVERT Escalator Skirt Brush Request for Quote

Please provide us with the following Survey Information

KONE Spares is pleased to provide you with a quotation and delivery information.

Ph: 800-343-3344    Fax: 1-309-743-5541    Email: ksparts@kone.com

PROJECT NAME:		DATE	
PROJECT CITY/STATE		YOUR COMPANY:	
ESCALATOR MANUFACTURER:		YOUR NAME:	
MODEL#		PHONE	
EQUIPMENT/ SERIAL # IF KNOWN		EMAIL	
QUANTITY OF ESCALATORS		REQUESTED ON-SITE DELIVERY DATE	

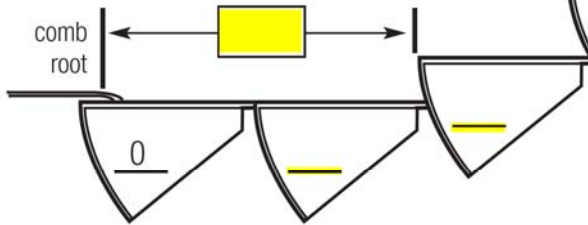
### Measuring Landing Areas

Total Number of Visible Steps:  (include each step partially hidden by the comb as one full step -required to calculate rise)

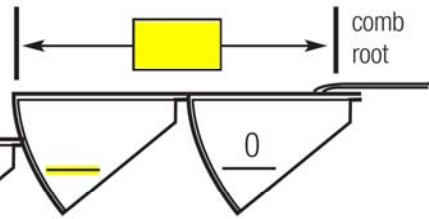
Measure the step height from one step to the next and record the dimensions inside the step. For lower landing, measure the rise from the previous step. For upper landing, measure the drop from the previous step. Measurements should be within 1mm or 1/16 of an inch. (See example, bottom right.)

#### lower landing (rise)

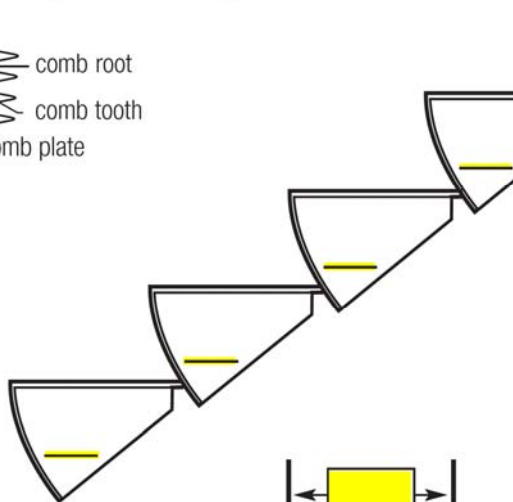
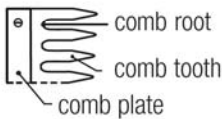
**A** Measure and record the distance from the comb root to the edge of the last flat step.



Measure and record the distance from the comb root to the edge of the last flat step.

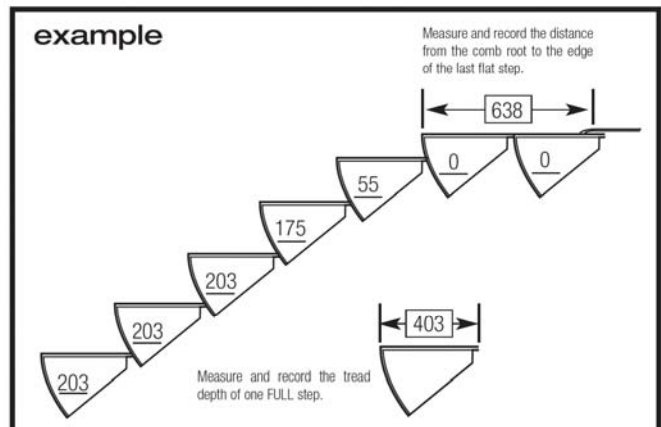


#### B upper landing (drop)



#### step width

Measure and record the tread depth of one FULL step.



## Skirt Panel Measurements

Choose the diagram that best resembles the escalator and document the dimensions measured vertically above the step nose. If none of the drawings resemble the skirting, sketch and document the dimensions in the space provided. (Dimensions within 1 mm or 1/16 inch.)

<p><b>A</b> landing</p> <p>Balustrade</p> <p>Inner Decking</p> <p>Skirt Panel</p> <p>Step Nose</p> <p>A= <input type="text"/></p> <p>B= <input type="text"/> C= <input type="text"/></p>	<p>Balustrade</p> <p>Inner Decking</p> <p>Skirt Panel</p> <p>Step Nose</p> <p>A= <input type="text"/></p> <p>B= <input type="text"/> C= <input type="text"/></p>	<p>Balustrade</p> <p>Inner Decking</p> <p>Skirt Panel</p> <p>Step Nose</p> <p>A= <input type="text"/></p> <p>B= <input type="text"/> C= <input type="text"/></p>
<p><b>B</b> incline</p> <p>Balustrade</p> <p>Inner Decking</p> <p>Skirt Panel</p> <p>Step Nose</p> <p>A= <input type="text"/></p> <p>B= <input type="text"/> C= <input type="text"/></p>	<p>Balustrade</p> <p>Inner Decking</p> <p>Skirt Panel</p> <p>Step Nose</p> <p>A= <input type="text"/></p> <p>B= <input type="text"/> C= <input type="text"/></p>	<p>Balustrade</p> <p>Inner Decking</p> <p>Skirt Panel</p> <p>Step Nose</p> <p>A= <input type="text"/></p> <p>B= <input type="text"/> C= <input type="text"/></p>

## Materials

Balustrade:  Glass  Solid (i.e. metal)  Other: \_\_\_\_\_

Inner Decking:  Steel  Stainless Steel  Aluminum  Plastic  Wood  Other: \_\_\_\_\_

Skirt Panel:  Steel  Stainless Steel  Aluminum  Plastic  Wood  Other: \_\_\_\_\_

Email: [ksparts@kone.com](mailto:ksparts@kone.com)
 Fax: 1-309-743-5541
 Phone 1-800-343-3344 Opt 1